

# PETERSON REAL FYRE *VENT-FREE* GAS LOGS & FIREPLACE ACCESSORIES



**TO USE THIS PRICE SHEET**

**-1- Select Burner System. -2- Select Log Style Design. -3- Select Log Size. -4- Select Controls and Accessories.**

<b><u>VENT-FREE BURNERS</u></b>	<b><u>VENT FREE LOG STYLES</u></b>	<b><u>FYRE GLASS &amp; FYRE GEMS SERIES</u></b>	
		<b>G21 Style</b>	
<b>G8:</b> Vent-Free Burner System <b>G9:</b> Vent-Free Burner System <b>G10:</b> Vent-Free I-2000 Plus Burner System <b>G10-SS:</b> Vent-Free Stainless Steel Burner System <b>G18:</b> Vent-Free Burner System <b>G21:</b> Vent-Free Glass System	<b>G8 STYLES</b> VO: Valley Oak  <b>G9 STYLES</b> RD9: Golden Oak Designer S9: Split Oak  <b>G10 STYLES</b> CHFR: Charred Frontier Oak CHAS: Charred Aged Split  <b>G18 STYLES</b> EVC: Evening Fyre Charred EFV: Evening Fyre ESV: Evening Fyre Split	<b>FYRE GLASS</b> GL-F: Azuria GL-FR: Azuria Refl. GL-B: Black GL-BR: Black Refl. GL-Z: Bronze GL-ZR: Bronze Refl. GL-N: Caribbean Blue GL-NR: Caribbean Blue Refl. GL-C: Clear GL-E: Emerald GL-ER: Emerald Refl. GL-HR: Gold Refl. GL-S: Sapphire GL-SR: Sapphire Refl. GL-W: Star Fyre	<b>FYRE GEMS</b> GLG-B: Black GLG-J: Black Pearl GLG-T: Blue Topaz GLG-D: Champagne GLG-R: Coral Reef GLG-A: Deep Amber GLG-E: Emerald GLG-C: Glacier GLG-I: Indigo Swirl GLG-K: Koi GLG-M: Mint GLG-O: Moss GLG-P: Platinum GLG-S: Sapphire
	2: See Thru		

**PURCHASE INFO. KEY**

PRICE. <sup>00</sup>
weight#

For all model numbers: ** = Insert size
--

<b>I VENT FREE COMPLETE GAS LOG SETS</b>	<b>2</b>
<b>II VENT FREE BURNER SYSTEMS ONLY</b>	<b>3</b>
<b>III VENT FREE GAS LOGS ONLY</b>	<b>3</b>
<b>IV FYRE GLASS &amp; FYRE GEMS</b>	<b>4</b>
<b>V INDIVIDUAL VENT FREE GAS LOGS ONLY</b>	<b>4</b>
<b>VI VENT FREE ACCESSORIES &amp; REPLACEMENT PARTS</b>	<b>4</b>

**A. G8 SERIES VALLEY OAK GAS LOG SETS**



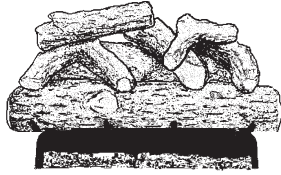
VOG8-16



VOG8-24

**G8 Series Gas Log Sets with Manual Control Valve are ANSI Certified and Include:** Vent Free Gas Logs • Decorative Front Panel • Certified Vent Free Burner with pre-assembled Control Valve and ODS Safety System • Custom Grate • Connector Kit Shipped for use w/Natural Gas-specify if for Propane Gas by adding a "P" to the model number (e.g. VOG8-16P).

**B. G9 SERIES GAS LOG SETS**



**G9 Series Vent Free Gas Log Sets are ANSI Certified and Include:** Vent Free Gas Logs • Certified Vent Free Burner with pre-assembled Control Valve and ODS Safety System • Custom Grate • Connector Kit • Glowing Embers • Bryte Coals • Lava-Fyre Granules Shipped for use w/Natural Gas-specify if for Propane Gas by adding a "P" to the model number (e.g. RDG9-24P).

**C. G10 SERIES GAS LOG SETS  
FEATURING THE VENT FREE I-2000  
PLUS BURNER SYSTEM**



**G10 Series Vent Free Gas Log Sets are ANSI Certified and Include:** Vent Free Gas Logs • Certified Vent Free Burner with pre-assembled Control Valve and ODS Safety System • Custom Grate • Connector Kit • Glowing Embers • Bryte Coals • Lava-Fyre Granules Shipped for use w/Natural Gas-specify if for Propane Gas by adding a "P" to the model number (e.g. CHTG10-24P). For Stainless Steel Burner System add a "-SS" to the burner and \$396.00 to the list price (e.g. CHFRG10-24-15-SS)

**D. G18 SERIES**



**G18 Series Vent Free Gas Logs sets are ANSI certified and include:** Vent Free Gas Logs • Certified Vent Free Burner with pre-assembled Control Valve and ODS Safety System • Custom Grate • Connector Kit • Glowing Embers • Bryte Coals • Lava-Fyre Granules • Wood Chunks Shipped for use with Natural Gas. Specify if for Propane Gas by adding a "P" to the model No. (e.g. ESVG18-24P).

**E. G21 SERIES**



**NEW!**

**G21 Series Vent-Free Glass sets are ANSI certified and include:** Fyre Glass or Fyre Gems • Stainless steel Certified Vent-Free Burner with pre-assembled Remote Control Valve and ODS Safety System • Polished Reflective Panel  
†† add color of glass or gems (see page 1 or 4)  
Amount of glass required is 7½ lbs for 18", 10 lbs for 24", and 15 lbs for 30".

\* Remote systems include basic Transmitter and Receiver

Style	Fireplace	No.	16"	20"	24"
VALLEY OAK	Manual	VOG8-** 20,000 BTU	472.00	498.00	524.00
	Remote*	VOG8-**-12 20,000 BTU	685.00	711.00	737.00
VALLEY OAK	Manual	VOG8-**R 9,500 BTU	472.00	498.00	524.00
	Remote*	VOG8-**R-12 9,500 BTU	685.00	711.00	737.00

Style	Fireplace	No.	20"	24"	30"
GOLDEN OAK DESIGNER	Manual	RDG9-**	570.00	586.00	637.00
	Remote*	RDG9-**-12	783.00	799.00	850.00
	Variable Remote	RDG9-**-15	850.00	866.00	917.00
	See-Thru*	RDG9-2**-12		1067.00	
SPLIT OAK	Manual	SG9-**	585.00	603.00	657.00
	Remote*	SG9-**-12	798.00	816.00	870.00
	Variable Remote	SG9-**-15	865.00	883.00	937.00
	See-Thru*	SG9-2**-12		1099.00	

Style	Fireplace/Log Style	No.	16/18"	24"	30"
CHARRED FRONTIER OAK	Manual	CHFRG10-**	744.00	844.00	911.00
	Remote*	CHFRG10-**-12	957.00	1057.00	1124.00
	Variable Remote*	CHFRG10-**-15	1024.00	1124.00	1191.00
	Electronic Remote*	CHFRG10-**-01V	1205.00	1305.00	1372.00
CHARRED AGED SPLIT	Manual	CHASG10-**	768.00	872.00	938.00
	Remote*	CHASG10-**-12	981.00	1085.00	1151.00
	Variable Remote*	CHASG10-**-15	1048.00	1152.00	1218.00
	Electronic Remote*	CHASG10-**-01V	1229.00	1133.00	1399.00

Style	Fireplace	No.	16"/18"	24"	30"
EVENING FYRE CHARRED	Manual	ECVG18-**	854.00	961.00	1023.00
	Remote*	ECVG18-**-12	1067.00	1174.00	1236.00
	Variable Remote*	ECVG18-**-15	1134.00	1241.00	1303.00
	Electronic Remote*	ECVG18-**-01V	1315.00	1422.00	1484.00
	See-thru Remote	ECVG18-2**-12	1306.00	1415.00	
	See-thru Variable Remote*	ECVG18-2**-15	1373.00	1482.00	
EVENING FYRE (EFV)	Manual	EFVG18-**	823.00	925.00	985.00
	Remote*	EFVG18-**-12	1036.00	1138.00	1198.00
	Variable Remote*	EFVG18-**-15	1103.00	1205.00	1265.00
	Electronic Remote*	EFVG18-**-01V	1284.00	1386.00	1446.00
	See- thru Remote*	EFVG18-2**-12	1271.00	1380.00	
	See- thru Variable Remote*	EFVG18-2**-15	1338.00	1447.00	
EVENING FYRE SPLIT (ESV)	Manual	ESVG18-**	847.00	953.00	1013.00
	Remote*	ESVG18-**-12	1060.00	1166.00	1226.00
	Variable Remote*	ESVG18-**-15	1127.00	1233.00	1293.00
	Electronic Remote*	ESVG18-01V	1308.00	1414.00	1474.00
	See-thru Remote	ESVG18-2**-12	1298.00	1408.00	
	See-thru Variable Remote*	ESVG18-2**-15	1365.00	1447.00	

Style	Fireplace	No.	18"	24"	30"
FYRE GLASS	Remote*	G21-GL- -**†12	989.00	1055.00	1164.00
FYRE GEMS	Remote*	G21-GLG- -**†12	989.00	1055.00	1164.00

## A. G8 SERIES BURNERS

G8 Series Burners are ANSI Certified and include:

Certified Vent Free Burner with pre-assembled Control Valve and ODS Safety System • Custom Grate • Connector Kit • Glowing Embers • Bryte Coals • Lava-Fyre Granules




Style	Fireplace	No.	16"/20"/24"	
G8 BURNER SYSTEM 20,000 BTU's	Manual	G8-**	278. <sup>00</sup> 14#	
	Remote*	G8-**-12	491. <sup>00</sup> 14#	
G8 BURNER SYSTEM 9,5000 BTU's	Manual	G8-**-R	278. <sup>00</sup> 14#	
	Remote*	G8-**-R-12	491. <sup>00</sup> 14#	

## B. G9 SERIES BURNERS

G9, G10, G18 Series Burner Systems are ANSI Standard Certified and include:


Certified Vent Free Burner with pre-assembled Control Valve and ODS Safety System • Custom Grate • Connector Kit • Glowing Embers • Bryte Coals • Lava-Fyre Granules

Shipped for use w/Natural Gas-specify if for Propane Gas by adding a "P" to the model number (e.g. G9-20/24/30P).



Style	Fireplace	No.	20"/24"/30"	
G9 BURNER SYSTEM WITH MANUAL VALVE	Manual	G9-**	389. <sup>00</sup> 17#	
G9 BURNER SYSTEM WITH REMOTE	Remote*	G9-**-12	602. <sup>00</sup> 18#	
G9 BURNER SYSTEM WITH VARIABLE REMOTE	Variable Remote	G9-**-15	669. <sup>00</sup> 19#	
G9 SEE THRU BURNER SYSTEM WITH REMOTE	See-Thru*	G9-2-**-12	806. <sup>00</sup> 20#	


## C. G10 SERIES BURNERS




Style	Fireplace	No.	16"/18"	24"/30"
G10 BURNER SYSTEM	Manual	G10-**	512. <sup>00</sup> 20#	579. <sup>00</sup> 22#
	Remote*	G10-**-12	725. <sup>00</sup> 21#	792. <sup>00</sup> 23#
	Variable Remote*	G10-**-15	792. <sup>00</sup> 21#	859. <sup>00</sup> 23#
	Electronic Remote*	G10-**-01V	973. <sup>00</sup> 21#	1040. <sup>00</sup> 23#

Style	Fireplace	No.	16"/18"	24"/30"
G10 STAINLESS STEEL BURNER SYSTEM	Manual	G10-**-SS	908. <sup>00</sup> 20#	975. <sup>00</sup> 22#
	Remote*	G10-**-12-SS	1121. <sup>00</sup> 21#	1188. <sup>00</sup> 23#
	Variable Remote*	G10-**-15-SS	1188. <sup>00</sup> 21#	1255. <sup>00</sup> 23#
	Electronic Remote*	G10-**-01V-SS	1369. <sup>00</sup> 21#	1436. <sup>00</sup> 23#

## D. G18 SERIES BURNERS



See- Thru



Standard

\* Remote systems include basic Transmitter and Receiver.

Style	Fireplace	No.	16"/18"	24"/30"
G18 BURNER SYSTEM	Manual	G18-**	570. <sup>00</sup> 19#	638. <sup>00</sup> 22#
	Remote*	G18-**-12	783. <sup>00</sup> 20#	851. <sup>00</sup> 23#
	Variable Remote*	G18-**-15	850. <sup>00</sup> 21#	918. <sup>00</sup> 24#
	Electronic Remote*	G18-**-01V	1031. <sup>00</sup> 22#	1099. <sup>00</sup> 25#
	See- Thru Remote*	G18-2-**-12	948. <sup>00</sup> 24#	1016. <sup>00</sup> 27#
	See- Thru Variable Remote*	G18-2-**-15	1015. <sup>00</sup> 25#	1083. <sup>00</sup> 28#

## E. G21 SERIES BURNERS

NEW!



Style	Fireplace	No.	18"	24"	30"
G21 Glass Burner System	Remote*	G21-GL-**-12	929. <sup>00</sup>	975. <sup>00</sup>	1044. <sup>00</sup>


# III VENT FREE GAS LOGS ONLY

# G8, G9, G10 & G18 SERIES

## A. G8 SERIES LOGS



## B. G9 SERIES LOGS



Vent Free Logs Only Include: Specially designed logs for use with Specified Burner Systems only.

## C. G10 SERIES LOGS



## D. G18 SERIES LOGS



Style	Fireplace	No.	16"	20"	24"
VALLEY OAK	Standard	VO8-**	194. <sup>00</sup> 25#	220. <sup>00</sup> 29#	246. <sup>00</sup> 35#

Style	Fireplace	No.	20"	24"	30"
GOLDEN OAK DESIGNER	Standard	RD9-**	181. <sup>00</sup> 32#	197. <sup>00</sup> 35#	248. <sup>00</sup> 49#
	See Thru	RD9-2-**		261. <sup>00</sup> 50#	
SPLIT OAK	Standard	S9-**	196. <sup>00</sup> 31#	214. <sup>00</sup> 34#	268. <sup>00</sup> 48#
	See Thru	S9-2-**		293. <sup>00</sup> 50#	

Style	Fireplace	No.	16/18"	24"	30"
CHARRED FRONTIER OAK	Standard	CHFR-**	232. <sup>00</sup> 35#	265. <sup>00</sup> 41#	332. <sup>00</sup> 48#
	Ceramic Refractory				
CHARRED AGED SPLIT	Standard	CHAS-**	256. <sup>00</sup> 35#	293. <sup>00</sup> 41#	359. <sup>00</sup> 48#

Style	Fireplace	No.	16/18"	24"	30"
EVENING FYRE CHARRED	Standard	ECV-**	284. <sup>00</sup> 33#	323. <sup>00</sup> 38#	385. <sup>00</sup> 44#
	See-Thru	ECV-2-**	358. <sup>00</sup> 45#	399. <sup>00</sup> 52#	
EVENING FYRE	Standard	EFV-**	253. <sup>00</sup> 35#	287. <sup>00</sup> 41#	347. <sup>00</sup> 48#
	See- Thru	EFV-2-**	323. <sup>00</sup> 50#	364. <sup>00</sup> 55#	
EVENING FYRE SPLIT	Standard	ESV-**	277. <sup>00</sup> 35#	315. <sup>00</sup> 41#	375. <sup>00</sup> 48#
	See- Thru	ESV-2-**	350. <sup>00</sup> 50#	392. <sup>00</sup> 55#	

# IV FYRE GLASS & FYRE GEMS G21 SERIES



2011



BLACK FYRE GLASS



EMERALD FYRE GEMS

FYRE GLASS COLORS	7.5# Package \$60.00	10# Package \$80.00	40# Bucket \$309.00	FYRE GEMS COLORS	7.5# Package \$60.00	10# Package \$80.00	40# Bucket \$309.00
AZURIA	GL-7-F	GL-10-F	GL-40-F	BLACK GRANITE	GLG-7-B	GLG-10-B	GLG-40-B
AZURIA REFLECTIVE	GL-7-FR	GL-10-FR	GL-40-FR	BLACK PEARL	GLG-7-J	GLG-10-J	GLG-40-J
BLACK	GL-7-B	GL-10-B	GL-40-B	BLUE TOPAZ	GLG-7-T	GLG-10-T	GLG-40-T
BLACK REFLECTIVE	GL-7-BR	GL-10-BR	GL-40-BR	CHAMPAGNE	GLG-7-D	GLG-10-D	GL-40-D
BRONZE	GL-7-Z	GL-10-Z	GL-40-Z	CORAL REEF	GLG-7-R	GLG-10-R	GLG-40-R
BRONZE REFLECTIVE	GL-7-ZR	GL-10-ZR	GL-40-ZR	DEEP AMBER	GLG-7-A	GLG-10-A	GLG-40-A
CARIBBEAN BLUE	GL-7-N	GL-10-N	GL-40-N	EMERALD	GLG-7-E	GLG-10-E	GLG-40-E
CARIBBEAN BLUE RFL	GL-7-NR	GL-10-NR	GL-40-NR	EMERALD RFL	GLG-7-C	GLG-10-C	GLG-40-C
CLEAR	GL-7-C	GL-10-C	GL-40-C	GLACIER	GLG-7-I	GLG-10-I	GLG-40-I
EMERALD	GL-7-E	GL-10-E	GL-40-E	INDIGO SWIRL	GLG-7-K	GLG-10-K	GLG-40-K
EMERALD RFL	GL-7-ER	GL-10-ER	GL-40-ER	KOI	GLG-7-M	GLG-10-M	GLG-40-M
GOLD REFLECTIVE	GL-7-HR	GL-10-HR	GL-40-HR	MINT	GLG-7-O	GLG-10-O	GLG-40-O
SAPPHIRE	GL-7-S	GL-10-S	GL-40-S	MOSS	GLG-7-P	GLG-10-P	GLG-40-P
SAPPHIRE REFLECTIVE	GL-7-SR	GL-10-SR	GL-40-SR	PLATINUM	GLG-7-S	GLG-10-S	GLG-40-S
STAR FYRE	GL-7-W	GL-10-W	GL-40-W	SAPPHIRE			

# V INDIVIDUAL VENT-FREE GAS LOGS ONLY

To Order: Specify Log Style and then Size (i.e. CHFRL-20BR)

## A. G8 SERIES



## B. G9 SERIES



## C. G10 SERIES



## D. G18 SERIES

STYLE	No.	8"tl	8"ty	10"tl	11"tr	12"br	16"bf	20"bf	24"bf	
VALLEY OAK	VOL8	26.00	26.00	28.00	32.00	53.00	62.00	89.00	118.00	
TOP LOGS STYLE	No.	8"tr-2	8"t-2	10"ty-2	9"ty	10"tc	10"tr	10"ty	11"tl	
GOLDEN OAK DESIGNER	RDL9	24.00	25.00	25.00	27.00	27.00	27.00	30.00	30.00	
SPLIT OAK	SL9	26.00	28.00	28.00	30.00	30.00	30.00	33.00	33.00	
BOTTOM LOGS STYLE	No.	17"br	20"bf	20"br	24"bf	30"bf				
GOLDEN OAK DESIGNER	RDL9	53.00	80.00	80.00	88.00	114.00				
SPLIT OAK	SL9	58.00	84.00	84.00	91.00	118.00				
TOP LOGS STYLE	No.	6"tc	7"t	9"tr	10"t	11"tl	12"tr	12"tl	14"tr	15"tl
CHARRED FRONTIER OAK (G10)	CHFRL	24.00	26.00	28.00	30.00	31.00	39.00	39.00	46.00	46.00
CHARRED AGED SPLIT (G10)	CHASL	27.00	29.00	31.00	33.00	34.00	42.00	42.00	49.00	49.00
BOTTOM LOGS STYLE	No.	15"br	16"/18"bf	20"br	24"bf	24"br	30"bf			
CHARRED FRONTIER OAK (G10)	CHFRL	63.00	80.00	89.00	95.00	95.00	117.00			
CHARRED AGED SPLIT (G10)	CHASL	67.00	84.00	93.00	99.00	99.00	121.00			

TOP LOGS STYLE	No.	8"t	9"t	10"t	11"tr	12"t	12"tl	12ty	13"t	13ty	17"ty	-2-11ty	-2-9t	-2-10t	-2-12t
EVENING FYRE CHARRED	ECVL		38.00	39.00	42.00	46.00	46.00		48.00	48.00	69.00	48.00	40.00	42.00	49.00
EVENING FYRE	EFVL		37.00	37.00	38.00	41.00	41.00		44.00	44.00	64.00	42.00	35.00	37.00	43.00
EVENING FYRE SPLIT	ESVL	35.00	37.00	38.00	41.00	44.00		46.00			67.00	46.00	38.00	40.00	47.00



BOTTOM LOGS STYLE	No.	15"br	18"bf	20"br	24"bf	24"br	30"bf	-2-18B1	-2-18B2	-2-24BF
EVENING FYRE CHARRED	ECVL	72.00	90.00	96.00	104.00	104.00	145.00	90.00	90.00	104.00
EVENING FYRE	EFVL	66.00	84.00	90.00	97.00	97.00	138.00	84.00	84.00	97.00
EVENING FYRE SPLIT	ESVL	70.00	88.00	94.00	101.00	101.00	141.00	88.00	88.00	101.00

# VI VENT-FREE ACCESSORIES & REPLACEMENT PARTS - G8, G9, G10 & G18 SERIES

## REMOTE COMPATIBLE OPTIONS

Order these options separately from your log/burner set.

NO.	DESCRIPTION	PRICE
RR-1A	Basic On/OFF Receiver/Transmitter Set	83.00
RR-2A	Deluxe On/OFF Receiver/Transmitter Set	121.00
VR-1A	Basic Variable Receiver/Transmitter Set for "15" models	102.00
VR-2A	Deluxe Variable Receiver/Transmitter Set for "15" models	140.00
WCDC-1	Wood Chunk Decorative Cover	28.00
PCDC-1	Pine Cone Decorative Cover	28.00
TS-12	Thermostat Control ("12" Product Only)	47.00
PCC-1	Pine Cone Crackler complete with cover	103.00
WCC-1	Woodchip Crackler complete with cover	103.00
WS-1	Wall Switch, Cover and Wiring ("12" Product Only)	44.00
WS-2	Wall Timer, Cover and Wiring ("12" Product Only)	107.00
WS-3	Wall Switch, Cover and Wiring ("15" Product Only)	55.00

## VENT FREE VALVE & CONTROL BODY OPTIONS

NO.	DESCRIPTION	PRICE
SV-18	Valve for G8 Manual (Natural or Propane)	96.00
SV-26	Valve for G9, G10 & G18 Manual (Natural)	77.00
SV-27	Valve for G9, G10 & G18 Manual (L.P.)	77.00
SV-24	Control Body for G10-15 & G18-15 (Natural)	251.00
SV-25	Control Body for G10-15P & G18-15P (Propane)	251.00
SV-8	Control Body for Remote Style (-12) G8, G9, G10 & G18 (Natural)	204.00
SV-8P	Control Body for Remote Style (-12P) G8, G9, G10, & G18 (Propane)	204.00

## ACCESSORIES

NO.	DESCRIPTION	PRICE
FH-01BL	Flat Black Enamel Fireplace Hood	185.00
FH-01PB	Polished Plated Brass Fireplace Hood	216.00
DP-2	Valley Oak Wood Chips and Pine Cones	51.00
LFC-6	Lava Fyre Coals - Wt. 6#	19.00
LF-5	Lava Fyre Granules - Wt. 5#	15.00

Fireplace hood may be required if minimum clearances are not met. Hood is adjustable from 28" to 48", and must cover the entire fireplace opening. See Installation and Operating Instructions.

## OXYGEN DEPLETION SENSOR

NO.	DESCRIPTION	PRICE
ODS-0001	Natural Gas	47.00
ODS-0002	Propane Gas	47.00
ODS-0003	Natural Gas with "12" Valve	91.00
ODS-0004	Propane Gas with "12" Valve	91.00

Robert H. Peterson Co.  
14724 E Proctor Ave., City of Industry, CA. 91746  
Tel: (626) 369-5085 - Fax: (626) 369-5979